


# Poster Session Presenter Instructions

*All posters will be available for viewing throughout the entire Annual Meeting.*

## How do I present my poster?

- You will present your poster by accessing the Poster Sessions in the Lobby of the Virtual Annual Meeting Platform.
- Find the link to the Poster Sessions on the right side of the screen in the Lobby of the Virtual Annual Meeting Platform. Click POSTER SESSIONS to reach the Poster Sessions.
- **You will NOT present your poster using the Poster Submission Portal where you uploaded your abstract.** You will present your poster by accessing the Poster Sessions in the Lobby of the Virtual Annual Meeting Platform.
- [Registered attendees can access the Virtual Annual Meeting Platform here.](#)



## How do I find my poster in the Poster Hall?

- When you reach the Poster Hall, click **Poster Hall Gallery View** in the blue bar at the top of the page.
- Use your Abstract Presentation Number to locate your poster. The posters appear in numerical order by Presentation Number. Use the SEARCH field if needed.
- Your Abstract Presentation Number appeared in the letter you were sent with your Poster Session Schedule Assignment in October.
- If you do not know your Abstract Presentation Number and you cannot find your poster, [click here](#) to find your Abstract Presentation Number in the Program Book (for abstracts submitted in March/April) or Late-Breaker Abstracts Presentation Schedule (for abstracts submitted in August/September).

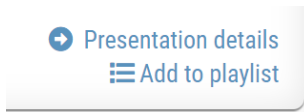
## Additional Tips

- In the blue bar at the top of the page, click Poster Number Directory to view a directory of each poster session by topic.
- Use the scroll wheel of your computer mouse to “zoom in” for a closer look.
- Click the magnifying glass in the upper right corner of the poster to view the poster in full screen.

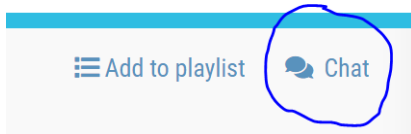
*View instructions for Chat Box on next page.*

## How do I chat with visitors to my poster?

- When you have located your poster, click “Presentation Details” at the bottom of the poster thumbnail view.



- When viewing your poster in full screen, click the “Chat” button in the top right corner of the screen.



- A Chat Box will open. Click “Join Chat.”
- During your poster presentation, we suggest that you begin the chat by typing a brief message to introduce yourself as the poster presenter. For example, begin the chat with a message such as:  
*“Hello, my name is Susan Smith. Thank you for visiting my poster. Can I answer any questions for you?”*
- Please note that all posts to the Chat Box will be visible by all meeting attendees.

## Poster Presentation and Viewing Schedule

- All posters will be available for viewing throughout the entire Annual Meeting.
- Poster presentations and real-time chat with presenters who are in attendance will take place as follows:

### Poster Session A

#### **Presentations and real-time chat with presenters who are in attendance:**

Monday, November 16, 1:30 pm – 3 pm U.S. Eastern Time Zone

- Abstracts #36 – 437
- Late-Breaker Abstracts #LB-5000 through LB-5061

### Poster Session B

#### **Presentations and real-time chat with presenters who are in attendance:**

Tuesday, November 17, 11:45 am – 1:15 pm U.S. Eastern Time Zone

- Abstracts #533 - 945
- Late-Breaker Abstracts #LB-5069 through LB-5137

### Poster Session C

#### **Presentations and real-time chat with presenters who are in attendance:**

Wednesday, November 18, 11:45 am – 1:15 pm U.S. Eastern Time Zone

- Abstracts #1004 - 1393
- Late-Breaker Abstracts #LB-5145 through LB-5207